

## Vocabulary for Reading

1. a lot (of)	הרבה	كثيرا	13. phone	טלפון	هاتف
2. brother	אח	أخ	14. please	בבקשה	رجاء
3. from	מ-	من	15. quiet	שקט	هادئ
4. go	ללכת	اذهب	16. room	חדר	غرفة
5. homework	שיעורי בית	واجب ביתي	17. bedroom	חדר שינה	غرفة النوم
6. kitchen	מטבח	مطبخ	18. she	היא	إنها
7. make	לעשות	عمل	19. sit	לשבת	يجلس، اجلس
8. music	מוזיקה	موسيقى	20. talk	לדבר	يتكلم
9. need	צורך	حاجة	21. there is / there's	ישנו	هناك
10. noise	רעש	نجاعة	22. wall	קיר	حائط
11. make noise	להרעיש	أحدث ضجيجاً	23. window	חלון	شباك
12. notebook	מחברת	دفتر	24. write	לכתוב	يكتب

## Vocabulary Practice 1


A. Under each picture, write the correct word from the list above.

בנו אוו מילה הנכונה מתחת  
לפינה ציור הרשימה למעלה.

اكتبوا الكلمة الملائمة تحت كل  
صورة من القائمة التي في الأعلى



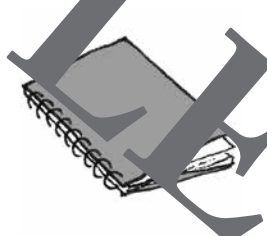
1. music



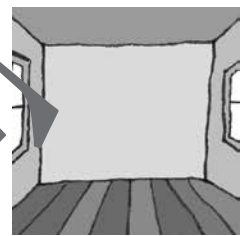
2. \_\_\_\_\_



3. \_\_\_\_\_



4. \_\_\_\_\_



5. \_\_\_\_\_



6. \_\_\_\_\_



7. \_\_\_\_\_



8. \_\_\_\_\_



9. \_\_\_\_\_



10. \_\_\_\_\_

B. In each sentence, circle the correct word.

הקיפו בעיגול את המילה הנכונה בכל משפט.

ارسم دائرة حول الكلمة الصحيحة في كل جملة

1. The teacher gives us (homework) phones).
2. Don't (sit / make noise). The teacher is talking.
3. Mira is (going / talking) to her friend's house.
4. I can't hear you. (There is / Make) a lot of noise.
5. I have three (bedrooms / brothers).
6. Please (write / make) me a sandwich.
7. Dan is eating in the (kitchen / wall).
8. It's hot. Please open the (window / room).

Read!



### Quiet, Please!

Sara has a lot of homework. She is sitting in her room and writing in her English notebook but there's a lot of noise from the kitchen.

Sara goes to the kitchen. Her sister is baking a cake. She is using the mixer. "You're making a lot of noise," Sara says. "Please stop that noise. I need to do my homework. I need quiet, please."



Sara goes to her room. She is writing in her history notebook. But there is a lot of noise from her brother's bedroom.

Sara goes to her brother's bedroom. Her brother is drilling<sup>1</sup> in the wall. "You're making a lot of noise," Sara says. "Please stop that noise! I need to do my homework. I need quiet, please."

Sara goes to her room. She is writing in her geography notebook. But there's a lot of noise from outside.

Sara looks out the window. A girl is standing and talking on her phone. "Please stop that noise!" Sara says. "I need to do my homework. I need quiet, please."

Sara starts doing her homework again. It's quiet. But maybe it's *too*<sup>2</sup> quiet.

*I need some music*, Sara thinks. She turns on<sup>3</sup> some music. The music is very loud.<sup>4</sup>

*Great*, Sara thinks. Now, *I can do my homework!*

1. is drilling = יתְּעַב (חור) 2. too = אִיכָּא, מְדִי 3. turns on = יְשַׁעַל (בִּידִיר), מְדַלִּיקָה 4. loud = רועֶשֶׁת, סֹאכֵב

Reading Questions

A. Yes or no?

נכון או לא נכון?




صحيح أم خطأ؟




- 1. Sara is doing her homework in the kitchen.
- 2. Sara's sister is using the mixer.
- 3. Sara asks her sister to help her with her homework.
- 4. Sara's brother is making noise in his room.
- 5. Sara asks her brother to stop drilling.
- 6. All the noise is coming from inside Sara's house.
- 7. Two girls stop talking loudly.
- 8. Sara can't do homework when there is noise.

B. Number the pictures in the order in which they happened.

מספרו את התמונות על פי הסדר שבו הם קרו.

ضع رقما للصور حسب ترتيب حدوثها.

a.  1 b.  c. 

d.  e.  f. 

C. Complete the sentences. / Answer the questions.

השלימו את המשפטים. / ענו על השאלות.

أكمل الجمل. / أجب عن الأسئلة

- 1. Sara says that she needs quiet.
- 2. Which subjects<sup>2</sup> does Sara have homework in?  
\_\_\_\_\_, \_\_\_\_\_, and \_\_\_\_\_.
- 3. Who is making noise?  
Sara's \_\_\_\_\_, Sara's \_\_\_\_\_, and \_\_\_\_\_.
- 4. It is too quiet, so Sara \_\_\_\_\_.

1. from inside = מתוך, من الداخل 2. subjects = מקצועות, مواضيع

## Vocabulary Practice 2

A. Match the words to make phrases.

התאימו את המילים על מנת ליצור ביטויים שלמים.

طابق الكلمات لتكوين عبارات كاملة

- |                   |                   |
|-------------------|-------------------|
| <u>f</u> 1. talk  | a. homework       |
| ___ 2. write in   | b. be quiet!      |
| ___ 3. need to do | c. to the kitchen |
| ___ 4. make       | d. a notebook     |
| ___ 5. sit in her | e. a lot of noise |
| ___ 6. Please     | f. on the phone   |
| ___ 7. go         | g. room           |

B. Fill in the sentences with the words in the box.

מלאו את המשפטים עם המילים שבתובה.

املا الجمل بالكلمات من المربع

- A girl is standing outside Sara's window.
- Sara can't do her homework because of the noise from the kitchen.
- Sara needs quiet, so she asks her brother to stop making noise.
- There's a lot of noise in Sara's house.
- Sara needs to do a lot of homework.
- Drilling in the wall makes a lot of noise.
- Sara asks her brother to stop making noise.

wall - there's - from - window - brother - she - homework

## Vocabulary for Listening

1. close	לסגור	يغلق	6. thank you	תודה	شكرا لك
2. eat	לאכול	يأكل	7. tired	עייף	مرهق، متعب
3. I am / I'm	אני בלשון הווה (בתוספת שם עצם / תואר)	أنا	8. want	לרצות	يريد
4. I'm sorry / Sorry	(אני) מצטער, סליחה	أنا آسف، عفوا	9. your	שלך	خاصتك
5. sleep	לישון	ينام			

Vocabulary Practice 3

Under each picture, write the correct word from the list on page 8.

כתבו את המילה המתאימה מתחת לכל תמונה מתוך הרשימה בעמוד 8.

اكتب الكلمة المناسبة أسفل كل صورة من القائمة الموجودة في الصفحة 8.



1. eat



2. \_\_\_\_\_



3. \_\_\_\_\_



4. \_\_\_\_\_



5. \_\_\_\_\_




6. \_\_\_\_\_



7. \_\_\_\_\_



8. \_\_\_\_\_



9. \_\_\_\_\_

Listening Questions



A. Why is it hard for Yosef to sleep? Listen and put a ✓ by all the correct answers.

למה קשה ליוסף לישון? הקשיבו והשימו ✓ ליד כל התשובות הנכונות.

לماذا يصعب على يوسف النوم؟ استمع إلى المحادثة وضع ✓ بجوار جميع الإجابات الصحيحة.

- 1. There is music in the room.
- 2. The phone is ringing.<sup>1</sup>
- 3. Ari is writing in his notebook.
- 4. Yosef wants to eat.

- 5. Yosef is cold.
- 6. There is no light outside.
- 7. Ari is eating.
- 8. Ari is snoring.<sup>2</sup>

B. Listen again and circle the correct answer in each sentence.

הקשיבו שוב והקיפו בעיגול את התשובה הנכונה בכל משפט.

استمع مرة أخرى وقم بوضع دائرة حول الإجابة الصحيحة في كل جملة.

- 1. Yosef and Ari are (friends / **brothers**).
- 2. Yosef can't sleep because Ari is talking (**with him** / on the phone).
- 3. Ari (**opens** / closes) the window for Yosef.
- 4. Ari is eating (**crackers** / cake).
- 5. At the end, Ari (**can't** / doesn't want to) sleep.

1. is ringing = מצלצל (יבשר רנינה), 2. is snoring = נוחר (יבשר שחירה)

### Vocabulary Practice 4

Fill in the sentences with the words in the box.

מלאו את המשפטים עם המילים שבתיבה.

אמלא الجمل بالكلمات الموجودة في المربع.

1. Yosef wants to sleep.
2. Ari says that he is \_\_\_\_\_ for making noise.
3. Yosef says \_\_\_\_\_ when Ari stops eating.
4. "Please stop the music," Yosef says. "\_\_\_\_\_ tired."
5. "Please stop talking on \_\_\_\_\_ phone," Yosef says.
6. Ari also wants to \_\_\_\_\_, but Yosef is snoring.

sleep - I am - sorry - wants - your - thank you

### Writing Practice

הביטוי I am (בקיצור I'm) הינו שם עצם + פועל. יש שימעותו "אני..." (בהווה). אפשר לשים אחריו שם תואר או שם עצם.

לדוגמה: I am tired. (שם תואר) או I am a student. (שם עצם)

התعبיר I am (ואختסاره I'm) הוא اسم علم + "אני..." (في المضارع). يمكن أن نضع بعده صفة أو اسم علم.

مثلاً: I am tired. (صفة) או I am a student. (اسم علم)

A. Write 3 sentences about yourself with I am / I'm + adjective. Use adjectives from the box below or choose other adjectives that you know.

כתבו על עצמכם 3 משפטים עם I am או I'm + שם תואר. השתמשו בתארים שבתיבה למטה או בחרו תארים אחרים שאתם מכירים.

اكتب 3 جمل مع I am / I'm + الصفة. استخدم الصفة الموجودة في المربع أدناه أو اختر صفات أخرى تعرفها.

1. I am happy.
2. \_\_\_\_\_
3. \_\_\_\_\_
4. \_\_\_\_\_

cold - fast - happy - hot - interesting - nice - noisy - quiet - short - tall

B. Write 3 sentences about yourself with I am / I'm + noun. Use nouns from the box below or choose other nouns that you know.

כתבו על עצמכם 3 משפטים עם I am או I'm + שם עצם. השתמשו בשמות עצם שבתיבה למטה או בחרו בשמות עצם אחרים שאתם מכירים.

اكتب 3 جمل عن نفسك مع I am / I'm + اسم. استخدم الأسماء من المربع أدناه أو اختر أسماء أخرى تعرفها.

1. I'm a pupil.
2. \_\_\_\_\_
3. \_\_\_\_\_
4. \_\_\_\_\_

a boy - a brother - a friend - a girl - a granddaughter - a grandson - a kid - a pupil - a sister